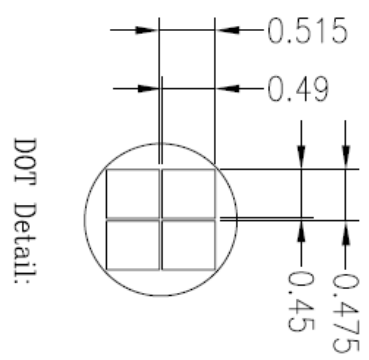
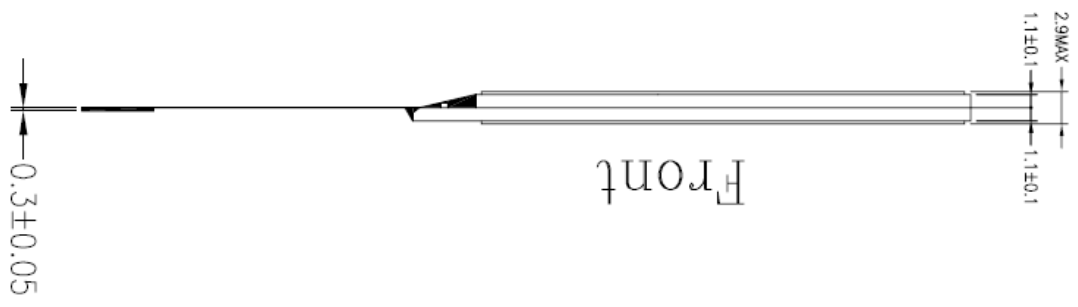
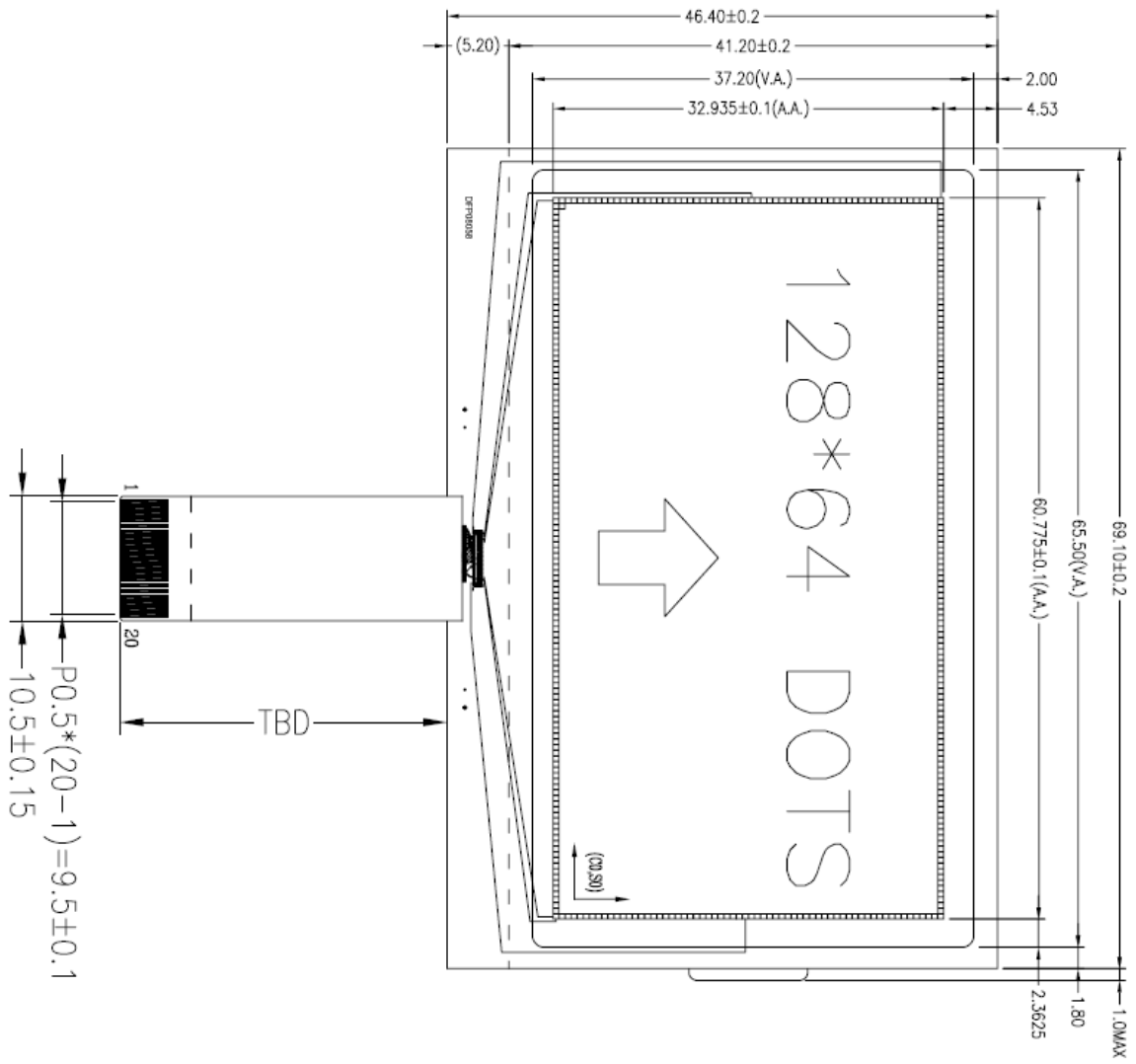




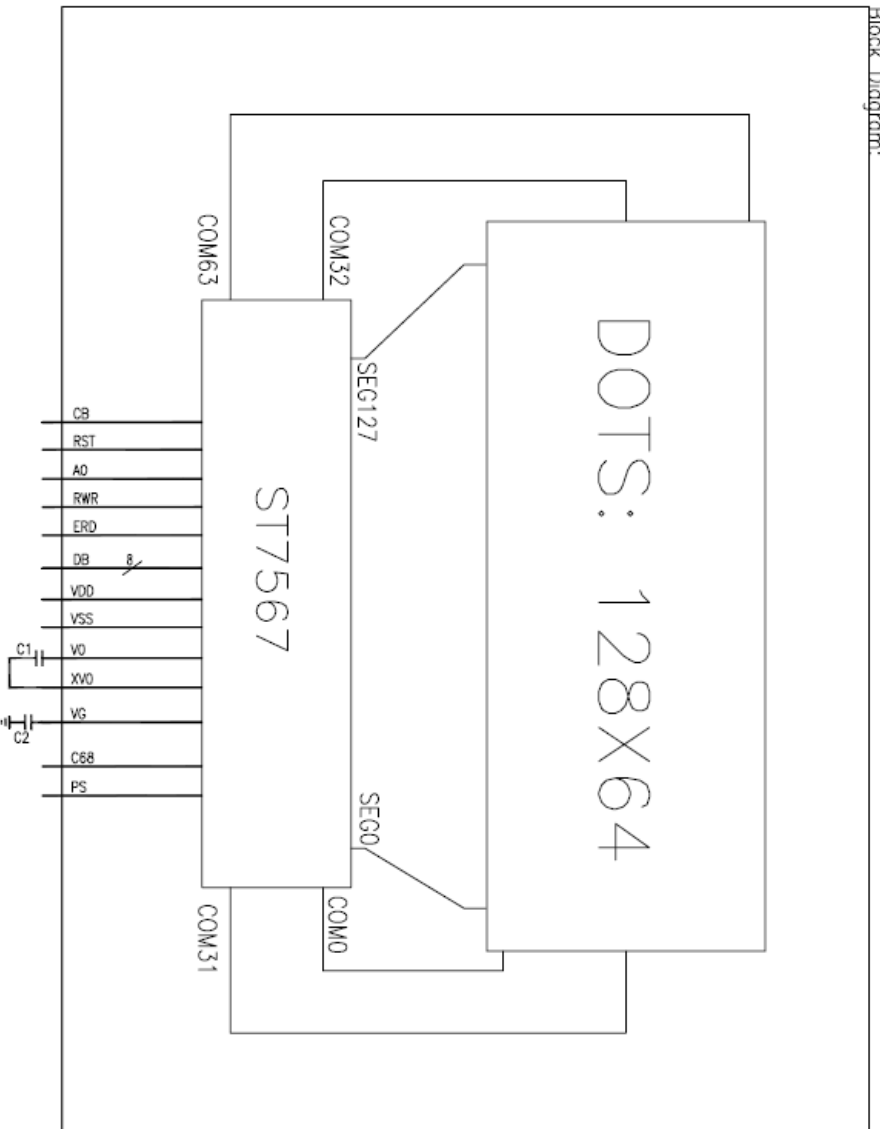
# PRODUCT SPECIFICATION

**Part Number**  
**PCOGJ12864Y**

Customer	
Customer Part Number	
Description	
Approved By	
Date	



Block Diagram:



Pin Description:

Pin	Symbol	Function Description
1	CSB	Chip select input pin
2	RST	Reset input pin
3	A0	Register select pin
4	RWR	Read/Write execution control pin
5	ERD	Read/Write execution control pin
6	DB0	8-bit parallel interface
7	DB1	8-bit parallel interface
8	DB2	8-bit parallel interface
9	DB3	8-bit parallel interface
10	DB4	8-bit parallel interface
11	DB5	8-bit parallel interface
12	DB6	8-bit parallel interface
13	DB7	8-bit parallel interface
14	VDD	Power supply
15	VSS	Ground
16	V0	Connect 1uF cap to the XV0 PIN
17	XV0	Connect 1uF cap to the V0 PIN
18	VG	LCD driving voltage for segment circuits
19	C68	Parallel interface mode(6800=1;8080=0)
20	PS	PSB selects the interface type

DISPLAY TYPE: STN(Y-G) **Transflective, Positive**

VIEWING DIRECTION: 6:00

DRIVER IC: ST7567

Operating Voltage(VDD): 3.0V (TYP.)

LCD DRIVE VOLTAGE(Vlcd): 9V

DRIVING METHOD: 1/65 DUTY, 1/9 BIAS

OPERATING TEMPRATURE: -20°C ~ +70°C

STORAGE TEMPRATURE: -30°C ~ +80°C

ALL UNMARKED TOLERANCE: ±0.3mm